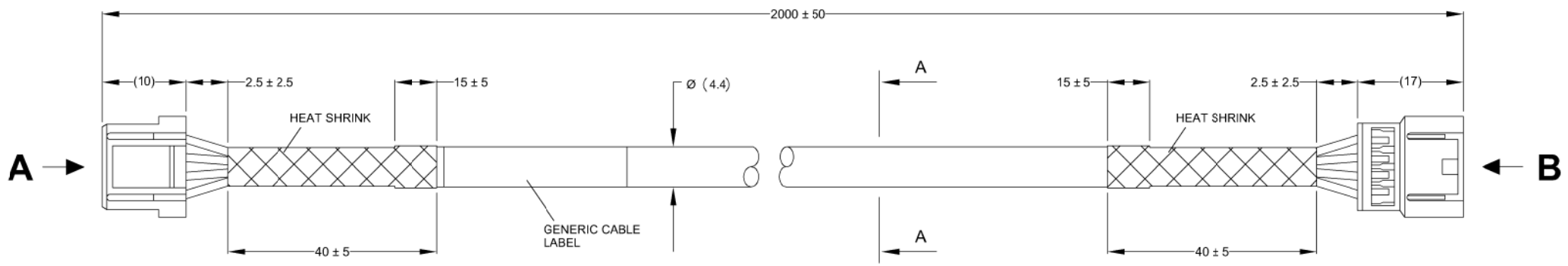
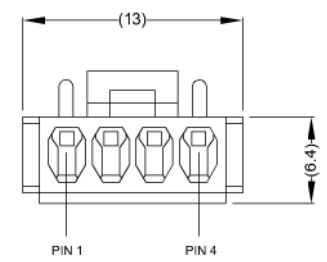


Revision Notes.				
APA:	Drawn:	Checked:	Approved:	Date:



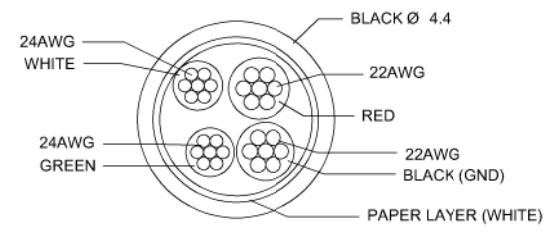
VIEW A



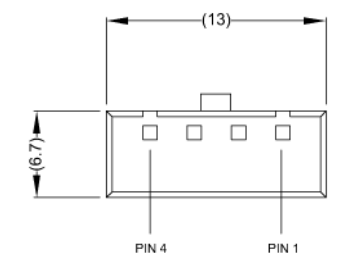
4 PIN FEMALE MATING FACE

PIN #	WIRE COLOUR	DESCRIPTION
1	RED	KEY POWER
2	GREEN	KEY MODE
3	WHITE	N/C
4	BLACK	GROUND

VIEW A-A



VIEW B



4 PIN MALE MATING FACE

PIN #	WIRE COLOUR	DESCRIPTION
1	RED	KEY POWER
2	GREEN	KEY MODE
3	WHITE	N/C
4	BLACK	GROUND

- NOTES:**
- HEAT SHRINK LABELING IS FREE TO MOVE ON CABLE AND CONTROLLED BY MANUFACTURER.
 - FOR PRODUCT LABEL AND PACKAGING DETAIL REFER TO MASTER BOM.
 - ANY CUSTOMER MODIFICATION OF THIS PRODUCT CAUSING SUBSEQUENT FAILURE IS NOT A LIABILITY OF BRIGADE ELECTRONICS GROUP PLC.

PROPRIETARY NOTICE
 THIS DESIGN AND TECHNICAL INFORMATION APPEARING ON THIS DRAWING IS THE PROPERTY OF BRIGADE ELECTRONICS, AND IS DISCLOSED IN CONFIDENCE. IT IS NOT TO BE COPIED, REPRODUCED, REVEALED TO OR EXPROPRIATED BY OTHERS, EITHER IN WHOLE OR IN PART WITHOUT THE EXPRESS WRITTEN CONSENT OF BRIGADE ELECTRONICS.

BRIGADE
 www.brigade-electronics.com

Assembly PI Approval S.J. KANG	Approved by B. CHILDS	Checked by W. SINDEN	Drawn by A. FOSTER
<p>Angle of Projection</p> <p>Third Angle</p>	Units mm	Scale N/A	Released -
	Status -	BN360-CP-EX2	
	Part No 5678	BE-003947-0-18	